


ADMINISTERING MOBY.READ IN A GOOGLE CHROME BROWSER– QUICK REFERENCE FOR TEACHERS




MOBY.READ

Assess oral reading fluency of K-5 students in 15 minutes. Students read aloud and retell stories, and then answer questions about the stories. Moby.Read is self-administered and automatically scored. Reading scores are immediately available online.

1 Download Chrome

Download and install the Google Chrome browser at <https://www.google.com/chrome/>



2 Register

To administer a test, you need an AMI Teacher account. Registration for Moby.Read is by invitation. Follow the instructions in the email invite to complete the registration.

3 Create a class roster

1. Sign in at www.amiteacher.com to access the roster page for your registered grade.
2. Use **Import Roster** to upload students or click **Add Students** to fill the roster manually.

3. Provide a unique student ID, such as a school or district-assigned ID.

Note: Each Student ID must be unique within your school or school district to allow student progress to be tracked across rosters within your school or school district. Contact your Moby.Read School Administrator for instructions on obtaining or creating a unique student ID.

- (Optional) Specify a short alias that the student can remember, which is unique within the teacher's class.
4. Select the test form.
- (Optional) Click **Export Roster** to download the class roster information into a spreadsheet.

4 Administer a test

Explain the test to students and show them a demo if possible (see 4.3 Demo the test). Administer the test in a quiet place. If you are using a headset (highly recommended), connect it to the device, and make sure it fits properly. Allow use of microphone when prompted (disable ad blockers if installed).

Tests may be administered in two ways:

1. With a token. Use this option if the test is taken remotely or in the classroom.
2. With a Student ID. Use this option only if the test is taken in the classroom.

4.1 Administer a test with token

To administer a test using a token, follow these instructions:

1. Sign in at www.amiteacher.com to access the roster page for your registered grade.
2. Once all student IDs, names, and forms are populated, click **Generate Tokens**.

ADMINISTERING MOBY.READ IN A GOOGLE CHROME BROWSER– QUICK REFERENCE FOR TEACHERS

Note: Forms must be selected on the roster prior to generating the token.

- On the token generator page, click the checkbox of the student who you wish to generate tokens for. Click the top checkbox to select all students.
- If needed, change the expiration date. To change expiration dates for all students at once, use the drop-down menu within the **Expiration** heading.

ID	Student	Form	Token	Expiration	Date
<input type="checkbox"/> 1000231	Student 1-1	1F		7 Days	
<input type="checkbox"/> 1000232	Student 1-2	1F		7 Days	
<input type="checkbox"/> 1000233	Student 1-3	1F		7 Days	

- Click **Generate Tokens**.

- (Optional) Click **Export Roster** to download the token information such as Student ID, Name, Token, and Expiration Date.

Note: A token is valid for one-time use. It becomes invalid after the student completes the test or the expiration date is reached.

Changing the form or the expiration of an existing token will not automatically update the token information. Repeat steps 3-6 if changes are needed for an unused, existing token.

- To change the form or expiration date for an existing token, make the change on the roster or on the token generator page. Then click **Generate Tokens** again to save changes.
- Sign in at www.amiread.com and click Student with Token.

- Enter the student's token and click **Enter**.
- Confirm the student's identity and click **YES**.

The test begins and runs automatically. When the test is complete, Moby.Read returns to the ID input screen.

4.2 Administer a test with Student ID

- Sign in at www.amiread.com and select the grade you wish to administer.
- Enter the student ID or alias.

- Confirm the student's identity and click YES.

The test begins and runs automatically. When the test is complete, Moby.Read returns to the ID input screen.

4.3 Demo the test (optional)

Show your students a demo ahead of the test to model the experience. Visit www.amiread.com, select **Teacher Login** and click **Guest Login**. Use ID 2-1001 for a full 2nd grade demo or use ID 9-9999 for a short version.

ADMINISTERING MOBY.READ IN A GOOGLE CHROME BROWSER– QUICK REFERENCE FOR TEACHERS



5 Review scores

Test results are available for review immediately after the student completes the test. Log into www.amiteacher.com to review scores online.

ID	Student	Form	Level	Comp	Acc	Rate	Expr	Audio	Date
1W		mM	8.0	122	3				23 Aug 2020
3W		mM	6.5	122	2				23 Aug 2020
5W		mM	6.5	122	2				23 Aug 2020
3F		mM	8.0	122	3				25 Aug 2020
3S		mM	7.0	122	3				27 Aug 2020
4F		mM	4.5	122	2				27 Aug 2020

Score components and scales

- **Comprehension** (0-8) – measures the student's understanding of text materials based on story retells and short answers.
- **Accuracy** (Indep, Instr, Frust) – the level indicates how well a student can handle texts in the assigned form. Reported as:
Independent (Indep: 96%-100%),
Instructional (Instr: 91%-95%), or
Frustration (Frust: 90% and below).
- **Rate** (0-250 WCPM) – the rate at which a student is reading words correctly, reported as words correct per minute (WCPM).
- **Expression** (0-4) – measures how well a student reads with emphasis, intonation, and timing.
- **Level** (mA-mZ) – captures the student's overall oral reading fluency ability. Levels consider the student's Accuracy, Rate, and Comprehension, and align with an alphabetic scale from mA (Moby.Read A) through mZ (Moby.Read Z).

Note: Kindergarten assessments do not score Rate and Expression.

Level equivalence

Access the Fountas & Pinnell Equivalence Table on the roster page. The table maps Moby.Read levels to this commonly used reading scale.

Fountas & Pinnell Equivalence Table

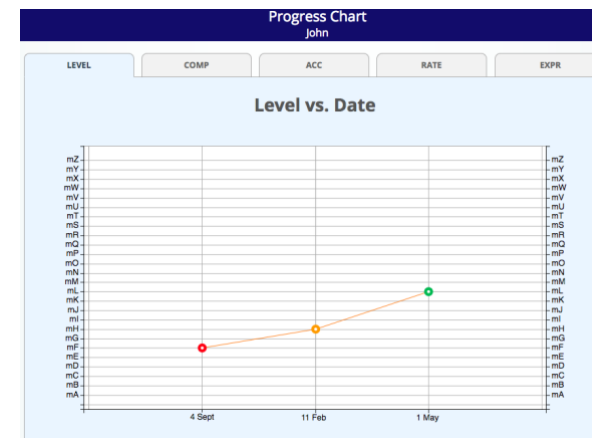
Moby.Read Reading Level	Fountas & Pinnell	Key
Below mD	A - E	K or beginning 1 st Grade
mD	F	1 st Grade
mE	G	2 nd Grade
mF	H	3 rd Grade
mG	I	4 th Grade
mH	J	5 th Grade
mI	K	6 th Grade
mJ	L	
mK	M	
mL	N	
mM	O	
mN	P	
mO	Q	
mP	R	
mQ	S	
mR	T	
mS	U	
mT	V	
Above mT	W - Z	

Review performance charts

Click on a score to see a chart plotting student performance over time. Mouse over a node to display the score and test date.

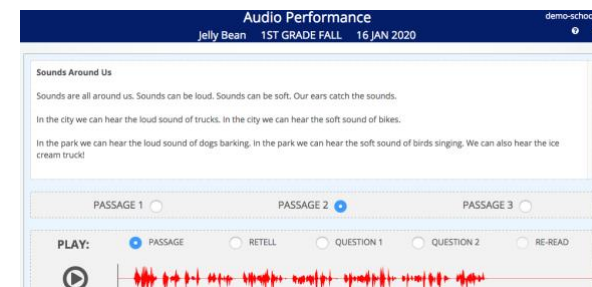
Color-coded performance indicators

- Scores are at or above grade level
- Scores are slightly below grade level
- Scores are below grade level



Listen to recordings

Click on a node in a student performance chart to listen to recordings of the student's responses.



For more information

Visit us at www.analyticmeasures.com/moby-read.
Download complete instructions [here](#).

Analytic Measures Inc.
Palo Alto, California
Contact: support@analyticmeasures.com